

F  
A  
I  
T  
H

Faith Lutheran College  
Redlands



# *The Mt Binga Experience*

A group of hikers with backpacks on a dirt trail in a dry, wooded area. The hikers are wearing various outdoor gear, including hats and backpacks. The background shows a dense forest of dry trees under a blue sky with light clouds.

## *Mt Binga Outdoor Education Centre*

Mt Binga Outdoor Education Centre was founded in 1982 and is owned and operated by Immanuel Lutheran College. Whilst at Mt Binga all students undertake an experience where they are challenged to let go of the lifestyle they are accustomed to and develop a renewed sense of community. In turn, students are rewarded with new-found confidence, resilience and independence. At Mt Binga, the fabric of learning is real. Through hikes, camp outs, high adventure activities, farm life and meal preparation, students are given responsibility to be part of an authentic community and learn along the way. At Mt Binga, we aim to grow the whole person in order to equip them for life. At the core of our purpose, we attempt to develop our students intellectually, socially and spiritually.



## *General Information*

The aim of this handbook is to introduce you to Mt Binga, its location and lifestyle, and to inform you of the aims and learning experiences that students will enjoy. The booklet also provides you with information on what to include and exclude in your preparations for the camp.

# Where is Mt Binga?

Mt Binga is a former forestry camp set in the beautiful and forested Blackbutt Ranges. It is located some 24kms from the township of Blackbutt, which is on the Kilcoy-Yarraman Road. The trip to Mt Binga takes approximately 2 hours 40 minutes.

Directions are as follows:

Take the road to Esk, travel towards Ipswich, and take the Warrego Highway and then the Brisbane Valley Highway.

Continue on the Brisbane Valley Highway past the Toogoolawah turnoff and through Harlin. 3km past Harlin turn left at the 'T' intersection onto the Daguiar Highway and continue on past Moore and then to Blackbutt.


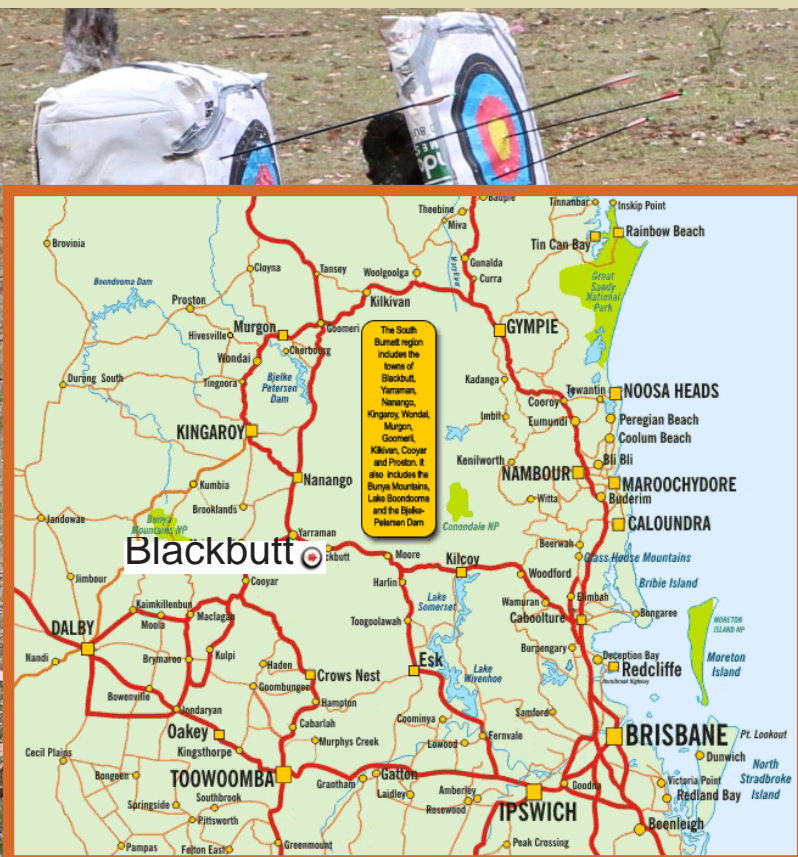
At Blackbutt turn left at Hart Street and follow the Blackbutt/Crows Nest Road.

Travel approximately 24kms (8kms of dirt road).

Turn right at the Immanuel Lutheran College - Mt Binga Campus sign.

Follow this road straight up into the State Forest crossing over the cattle grid.

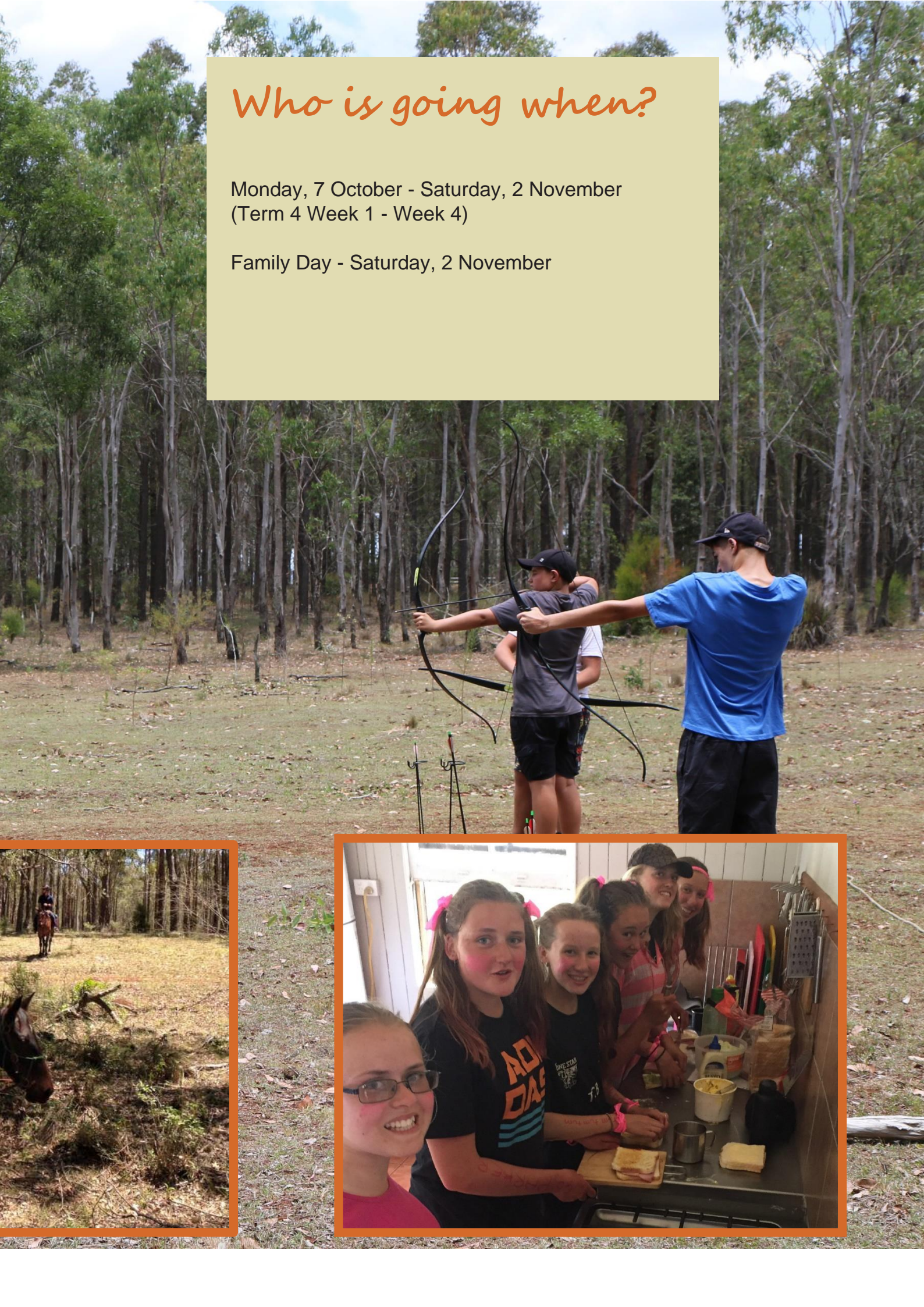
Please exercise care on the Blackbutt - Mt Binga Road. Logging trucks travel on this road (even on Sundays) and the road is quite slippery when it is wet.



# Who is going when?

Monday, 7 October - Saturday, 2 November  
(Term 4 Week 1 - Week 4)

Family Day - Saturday, 2 November



# General Information

It is College policy that all Year 9 students participate in the Mt Binga program which takes place during Semester 2. Attendance is compulsory and is regarded as part of the College curriculum. All food is provided; however, students will be rostered to prepare, present and clean-up after meals under staff supervision.

A feature of the camp for many is the fact that it is based on the natural aspects of daily living. Mobile phones, MP3 players, iPods, computer games, radios, soft drinks, chewing gum and sweets are not permitted. The emphasis is on community living and making your own entertainment. Students may bring cameras, GoPros, playing cards and board games. It will be the responsibility of everyone to care for their own belongings.

Parents are informed at the beginning of the year the dates that each group will be away at Mt Binga. There is a full briefing for parents and students in Term 1 at the Mt Binga Parent Information Evening. Any concerns that parents have about the Mt Binga program must be discussed with the Year Level Coordinator.

It is strongly recommended that students do not bring money with them as there is nothing to purchase at Mt Binga. Students should ensure that they bring a sufficient amount of consumable items such as batteries, stationery, stamps, etc, to last them for the duration of the camp.

## The Mt Binga Experience

Mt Binga has several resident staff members, with the Head of Mt Binga being responsible for the effective running of the site. Mt Binga staff have a great deal of experience in outdoor education and youth ministry, which fosters an environment of personal and spiritual growth. Pastoral Care teachers from the College may attend Mt Binga during the group stay. This ensures that the College has first-hand experience of how our students are performing.

The Mt Binga Outdoor Education Centre was established by St Peter's Lutheran College as part of its outdoor education in the early 1980s. In 1984, Immanuel was able to acquire one week of Mt Binga time for each of its Year 10 classes. In 1995, Immanuel took over management of the site and since then the College's outdoor education program has evolved into a month long program for all Year 10 students.

Mt Binga is committed to providing a distinctive Christian experience based on the unconditional love of Jesus Christ. All who participate in the Mt Binga program develop a deeper, spiritual understanding of living with God and all that He created.

The experience is also designed to enable personal growth based on a lifestyle that promotes community effort. By working as part of a community, individual strengths and gifts are brought to the forefront allowing each person to build confidence and self-esteem while at the same time developing valuable life skills.

The Mt Binga program focuses on five key elements:

- **Personal Development** - developing a sense of confidence, independence and responsibility to others;
- **Authentic Community** - appreciating the importance of family and friends;
- **Spiritual Experiences** - appreciating God's presence and all that He created;
- **Leadership Development;** and
- **Environmental Appreciation** - becoming more aware of the people and places around them and the impact they have on this environment.





## A Typical Day in Camp

- 6:15am Wake up call
- 6:30am Morning fitness and jobs
- 7:00am Reflection time
- 7:30am Breakfast
- 8:30am Assembly
- 9:00am Program activities
- 10:30am Morning tea
- 11:00am Program activities
- 12:30pm Lunch
- 1:30pm Program activities
- 3:00pm Afternoon tea
- 3:30pm Afternoon jobs
- 5:00 pm Showers
- 6:00 pm Dinner
- 7:30 pm Evening program/  
free time/letter writing
- 9:00 pm Evening Devotion
- 9:30 pm Bed time
- 9:45 pm Lights Out



# Mt Binga Values

Mt Binga gives students an opportunity to participate in activities they may never otherwise have had the chance to do, or do again.

- Challenge Ourselves
- Collaborate
- Contribute
- Do Our Best
- Engage in Community
- Persevere
- Respect Our Environment
- Show Initiative
- Take Responsibility

## What to Expect

During their stay at Mt Binga, students participate in the following activities:

- Rock climbing
- Agricultural skills
- Feeding and handling livestock eg. milking cows
- Manual labouring tasks eg. building projects
- Horse riding
- Chopping firewood
- Camp oven cooking
- Gardening
- Outdoor adventure program
- Navigation/orienteering through bushland
- Hiking
- Survival camps
- Archery
- High Adventure Activities
- Cross Country running/sporting games
- Solo campout
- Challenge activities
- Community living tasks
- Preparing food
- Cleaning dorms
- Washing clothes
- Attending and preparing Worship/Devotions
- Participate in group trust activities

All students participate in two hiking experiences (each building on the experiences/skills of the former). All hikes are staff accompanied; however, student initiative and leadership is encouraged. These hikes are through countryside surrounding Mt Binga. Students undergo map and compass work prior to the hikes, as well as preparing food and camping equipment for their treks.

Time is also spent developing skills in the bush. These skills include building shelters and developing knowledge of the use of vegetation, food, water conservation, campfire and camp oven cooking. In addition to the hikes, students have an opportunity to experience a 24 hour solo experience. The solo takes place during the latter part of the course, once the students have become familiar with the bush and gained confidence in their survival skills. Please note that members of staff are in close proximity at all times.





# Living and Learning

The challenge of living together and learning to cook, clean, wash, chop wood and endure the strengths and weaknesses of other students are valuable experiences for our Year 9 students. Mt Binga makes every attempt to develop trust and understanding through interpersonal relationships and the development of community spirit. The fostering of Christian ideals is an important part of the community life of Mt Binga and students participate in morning and evening Devotions on a daily basis. They are encouraged to take some leading part in these Devotions and the regular Sunday services which are held at Mt Binga. God's presence at Mt Binga is deeply felt.

## What to bring to Mt Binga

**Ensure all items are clearly marked with your name.**

### CLOTHING

- Raincoat - a poncho is fine
- Underwear, socks (6-8 pairs)
- Jumpers, shirts, tracksuits, shorts, jeans, pants, swimming togs
- Pyjamas
- Wide-brimmed hat
- Garbage bags for dirty clothes
- Sock protectors
- Think Sun Smart!

### FOOTWEAR

- Track shoes/sports shoes x 2 pairs
- Slip-on boots with a heel or school shoes (large lace-up boots or sneakers are not suitable for horse riding). **NO SUITABLE SHOES = NO HORSE RIDING!**
- Gumboots (optional)
- Thongs (optional - for shower use only)

### BEDDING

- Pillow and pillow case
- 1 sleeping bag (needs to be small, warm, compact) (sleeping bag liner optional)
- 2 single sized sheets - Blankets/Doona OR second sleeping bag for use at centre

### TOILETRIES

- Sunscreen
- 2 towels - not white
- Personal toiletries - toothbrush, toothpaste, soap, shampoo, non-aerosol deodorant
- Washing powder - environmentally friendly brands please (look for grey water approved)

### DAILY LIVING

- Own enamel or plastic mug
- Plate
- Bowl
- Cutlery (clearly named)
- Pegs
- Any medication that you may need - clearly labelled and **in original packaging**
- Camera (optional)
- Sunglasses
- Day Pack

### CAMPING

- Torch and spare batteries and bulbs
- 1 x 1 litre durable wide mouthed water bottle PLUS an extra 2 litre bottle (a recycled disposable juice bottle would be acceptable)
- 'Green' fabric grocery bag
- Sleeping mat (foam is fine)
- NOTE: Hike packs are supplied

### STATIONERY

- Bible
- Books, novels
- Pens, coloured pencils and two exercise books
- Stationery, stamps and envelopes for letter writing

### OTHER

- Musical instruments (optional)
- Playing cards, board games

## What not to bring

- Mobile phones, laptops, iPods, MP3 players, computer games, radios, all electronic devices
- Sweets/lollies, chewing gum, chocolates, soft drink, junk food etc.
- Any aerosol packs - only pump type or roll on deodorants are acceptable
- Knives, multi-tools and other potentially dangerous implements
- Makeup

## Checklist

**Please complete this checklist as part of your preparations:**

### 4 weeks prior to departure

- Both student and parent have completed the consent form
- All sections of the medical form have been completed
- These forms can be resubmitted prior to attending if any new relevant information becomes known.

### The night before departure

- Check off the packing list
- Medications (if needed) in clearly marked ziplock bag in original packaging
- Parent/s and student knows contact details for postage
- Student luggage must not exceed 20kg (if necessary please bring 2 suitcases/bags to spread the load)

### After your child has left for Binga

- Write letters to your child at least once a week
- Notify Mt Binga of any changes to emergency contact details

## Please note:

- Normal College expectations apply to students found with cigarettes, alcohol or illicit substances whilst at the Mt Binga campus. A serious breach of rules will result in students being sent home from Mt Binga, possibly with further sanctions.
- The Mt Binga staff members are not able to take responsibility for valuable items that are on the 'What Not to Bring' list. Do not expect consumables to be returned. PLEASE LEAVE THEM AT HOME.
- Please bring old clothes, as clothing can get very dirty. White t-shirts are not recommended. Clothes and belongings need to be clearly named.
- Wilful damage to property and equipment will be added to the College fee account.
- Medical Issues - Every student will receive an online medical and consent form to complete prior to leaving for Mt Binga. It is important that the medical information is current, the Medicare number has been filled in and that dental checks and tetanus shots are in order before students leave for Mt Binga. All Mt Binga staff hold current First Aid certificates. A doctor at Blackbutt, Yarraman, the Nanango or Kingaroy Hospitals or the Toowoomba Base Hospital attends to all other medical needs. Please be specific and clear about the supply and dispensing of all medication, pain relief, prescription drugs etc. Parents must supply the medication in its original packaging. These will be held in the First Aid room and dispensed as directed in accordance with Work Place Health and Safety requirements.



## Family Day

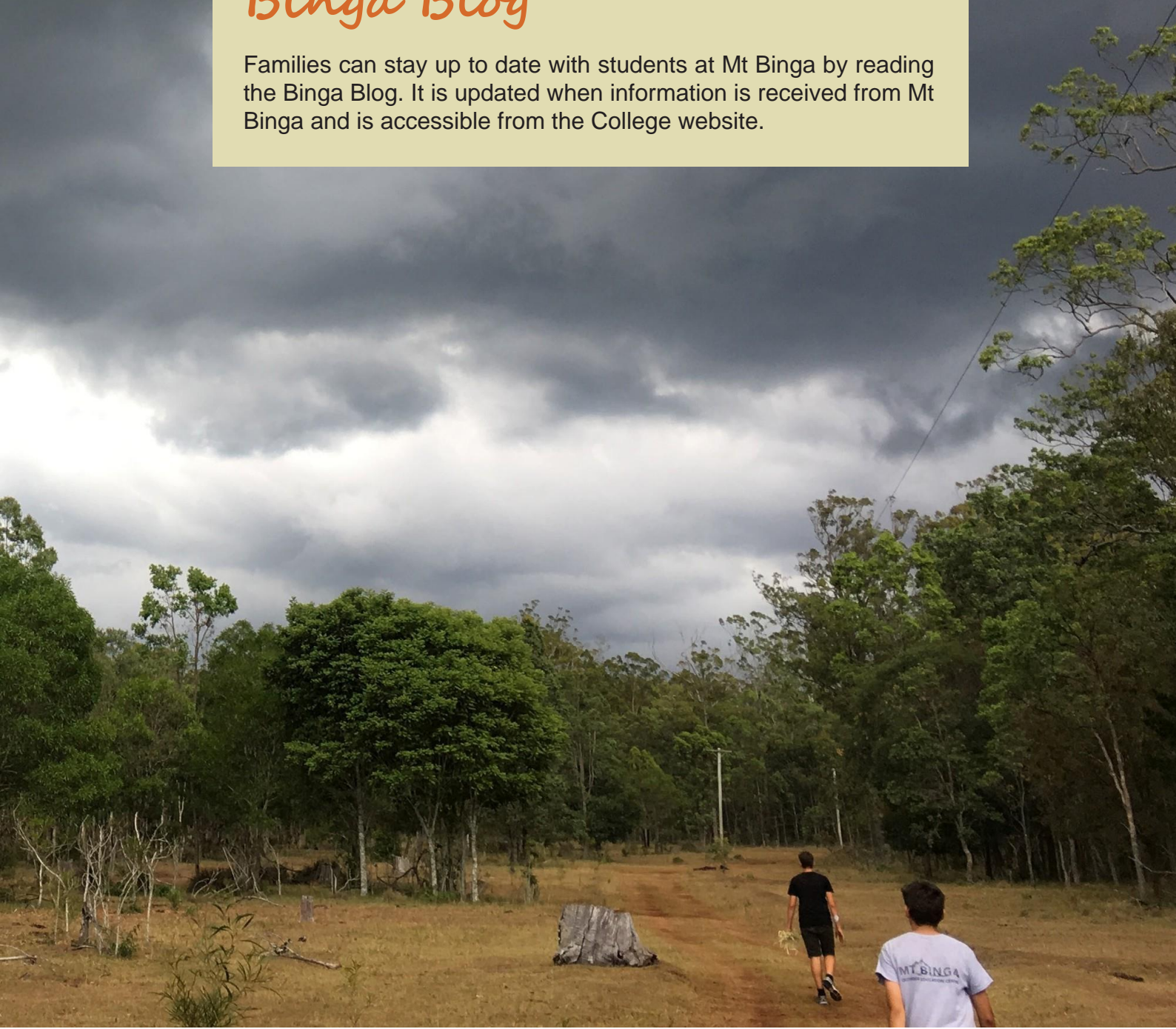
Family Day is held on the last day of camp, four weeks after the camp begins. The day is intended for immediate family to share in the Mt Binga experience. It begins at Mt Binga from 9:30am onwards on the Saturday.

Parents will need to bring a picnic lunch to share with their child on the day, allowing families, students and Mt Binga staff to interact in a relaxed atmosphere. There will also be time throughout the afternoon to experience what life at Mt Binga is like with tours of the site and visits to some nearby sites. Since the day has been designed as a family occasion, parents are encouraged to bring along only immediate members of the family.

Parents may bring a few treats for their child.

## Binga Blog

Families can stay up to date with students at Mt Binga by reading the Binga Blog. It is updated when information is received from Mt Binga and is accessible from the College website.





## Contact Information

Head: Mr David Scheffe - Ph: (07) 4163 0352, 0429 013 464 Email: [manager@mtbinga.com.au](mailto:manager@mtbinga.com.au)

Mt Binga OEC, MS 2161, Blackbutt Qld 4314  
(Mail is delivered on Monday, Wednesday and Friday.)

- The phone is generally not for student use.
- Students are encouraged to write letters and they enjoy receiving mail from their family and friends.
- Students need to bring their own stationery, envelopes and stamps.
- Letters and parcels from parents, family and friends are not to contain any foodstuffs (including chewing gum) or other items that are on the 'What Not to Bring' list.

