

Faith Lutheran College Redlands

Annual Report 2023



Based on 2022 data

Celebrating 40 years of Learning and Community in the Redlands (1982-2022).



Welcome. Faith Lutheran College Redlands is an independent co-educational College for students from Preparatory to Year 12 which seeks to provide quality Christian education in a caring environment.

DISCOVER MORE ABOUT OUR COLLEGE COMMUNITY

Principal
Shane Altmann

College Council Chair
Rod Cormack



This report has been produced by Faith Lutheran College, Redlands to meet reporting obligations of the Queensland and Australian Governments.

Our Students



Student Characteristics

- + Cultural background
- + Ethnicity
- + Indigenous



Social Climate

- + Pastoral Care programs
- + Anti-bullying programs
- + Mentor and Buddy support programs.
- + Shine/Glow/Blokes programs



Learning Experiences

- + Christian Education - Regular times for school chapels, Class devotions, closing Worship.
- + MyPath@Faith – Secondary School
- + Debating, Dance, Road Safety Programs, Chessmates.



Intensive Literacy

- + P-12 Learning Enrichment Co-Ordinator



Music

- + Instrumental lessons – Strings, Woodwind, Brass, Percussion, Voice, Keyboard.
- + Junior & Senior Ensembles & Choirs
- + Create@Faith, Inter-Lutheran Music Workshops.
- + Musicals, Pop-Up Music Concerts.



Sport

- + Inter-House, swimming, cross-country and athletics carnivals.
- + Active@Faith – Local Club Sports
- + District, Regional sporting competitions
- + Lunch-time Tournaments, Esports.
- + Gym/Outdoor Fitness Equipment
- + Kokoda Training



LOTE

- + Japanese Year 2-12



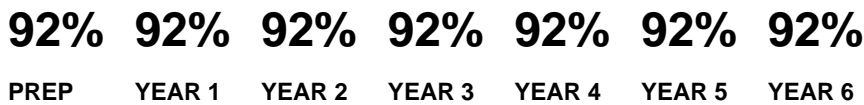
Camp

- + Junior – Years 3- 6
- + Secondary – Years 7-8
- + Year 6 & 9 – Mt Binga Outdoor Educational Experience
- + Year 10 Retreat
- + Year 11 Camp – Emu Gully
- + Year 12 Service-Learning Camp

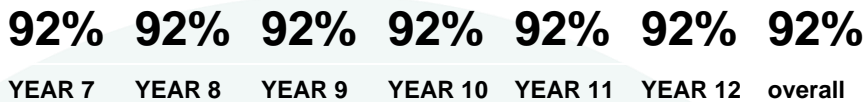


2022 Attendance Rate (%) by Year Level *

Prep – Year 6




Year 7 – Year 12



* The average student attendance rate. Student's attendance at Faith Lutheran College Redlands is recorded each day. Parents/ caregivers are contacted if no advice/explanation has been given of a child's absence.

Retention Rate (%) Year 10 – Year 12 **



** Apparent Retention Rate

NAPLAN results are publicly available at <https://www.myschool.edu.au/> To find out more about our Students contact 3820 5500

MyPath@Faith
Active@Faith
Create@Faith

Head
Heart
Hands


Innovation
Excellence
Awards

Life
Long
Learners

Service
Global
Thinking

A dynamic
Christian
Learning
Community

Our Staff



Level of Attainment	Number of Staff
Masters	9
Post Graduate Diploma/Certificate	20
Bachelor Degree	67
Diploma/Certificate	47

Staff Learning

Professional Learning opportunities are provided for both teaching and non-teaching staff. The Staff Development Program has been compiled to include support and growth in the following three areas:



Educational

- + Undertaking of the annual government legislated accountable training sessions and the Lutheran Church of Australia (LCA) mandated training sessions



Theological

- + Participation in regular worship and spiritual development workshops
- + Staff Professional Development including units from the 'Pathways' program
- + Encouragement for teaching staff to undertake the Graduate Certificate in Lutheran Education



Personal

- + Undertaking the development of a personal folio for Professional Development programs

To find out more about
Our Staff contact 3820 5500

Our Community



Lutheran schools in Queensland understand the important role parents play in the education of their children. Without a supportive home environment, the capacity of schools to maximise each child’s learning is limited. When teachers, parents and the community work together to support each child, the child thrives.

There are many ways that parents can assist their children to be successful in their learning journey within a Lutheran school.

✔ Voluntary Support

- + Classroom Help
- + Library Help
- + Financial Gifts
- + Events Committee
- + Camp Helpers
- + Sport Coaches
- + Canteen Services
- + Book Club
- + Book Week parade
- + Grandparents Day

✔ Communication

- + Class Teacher’s emails
- + Whole College emails
- + College Newsletter
- + College Year Book
- + College Prospectus
- + Facebook – College App, Instagram
- + College Website
- + JS Weekly Weebly

✔ Participation

- + Class Events
- + Principal’s Tours
- + Special Evenings
- + Parent Interview Evenings
- + Information Evenings
- + Sporting Carnivals
- + Assemblies/Awards Evenings
- + Worship/Special Worship Services, Staff and Student Leaders Installation Service
- + Music and Sporting Events
- + Special Days

✔ Class Support

- + Sporting Program
- + Swimming Program
- + Reading Program
- + Excursions and Camps
- + Liaising with teachers regarding community facilities and events
- + Classroom Carers
- + Volunteer Induction Sessions

✔ Events Committee

- + Meetings are held regularly where parents are able to meet and discuss matters relating to community events.

✔ Funding

- + Find out more about Sources of School Funding at <https://www.myschool.edu.au/>

Parent Feedback

Parents are surveyed regularly. The survey provides the opportunity for parents to provide feedback across a broad range of areas. This information is used as part of the College’s commitment to continuous improvement.

How satisfied are you?

..with what your child is learning	4.5
..that your child is happy at school	4.5
..that your child feels safe at school	4.5
..that this is well resourced campus	4.5
..with the school grounds	4.5
..that the school makes you feel welcome	4.6
..that this is a school you would recommend to others	4.6

★★★★★

OVERALL STUDENT SATISFACTION*

*MMG Survey results when averaged

★★★★★

OVERALL PARENT SATISFACTION*

*MMG Survey results when averaged

★★★★★

OVERALL TEACHER SATISFACTION*

*MMG Survey results when averaged

Follow our College Community on Facebook or Through the Faith App.

Our Graduates



46
SENIOR
STATEMENT

45
QCE

95 above – 17.4%
90-95 – 0
85-90 – 22%
80-85 – 17.44%
75-80 – 0
70-75 – 8.7% **ATAR**
65-70 – 8.70%
<65 – 8.70%

20 - Certificate II
23 - Certificate III
4 - Certificate IV

80
VET
QUALIFICATIONS

23
Diploma in
Business

81.5%
Received their
first preference

96%
QTAC OFFERS

Post School Institutions of Year 12 QTAC Applicants in 2022:



5%



82%



5%



19%



14%

- James Cook University
- Christian Heritage College
- CQ University

Fields of Study	Offers
Creative Arts (Music, Graphic Design, Communication & Media)	3
Education	3
Health	8
Management & Commerce	6
Science	4
Society & Culture (Law, Economics, Psychology, Sport & Recreation)	3
Total	27



Next Step Destination Survey 2022

- + Conducted March – June 2023
- + Students participated online or via a computer-assisted telephone interview
- + 2022 results available in September 2023



80%
PARTICIPATION IN
NEXT STEP SURVEY

Visit our website for
more information about
Next Steps

Next Step 2023 Post-School Destinations

Faith Lutheran College - Redlands (Thornlands)



This is a summary of the post-school destinations of students from Faith Lutheran College - Redlands (Thornlands) who completed Year 12 and gained a Senior Statement in 2022. The results are from the *Year 12 Completers Survey*, which is conducted approximately six months after students completed Year 12.



For more information about the survey visit the *Next Step* website www.qld.gov.au/nextstep. Regional and statewide reports will be available from October 2023.



73.9% response rate

34 out of 46 Year 12 completers from this school responded to the 2023 survey.
Results may not be representative of all Year 12 completers at this school.

Post-school destinations



In 2023, 97.1% of Year 12 completers from Faith Lutheran College - Redlands (Thornlands) were engaged in education, training or employment in the year after they completed school.



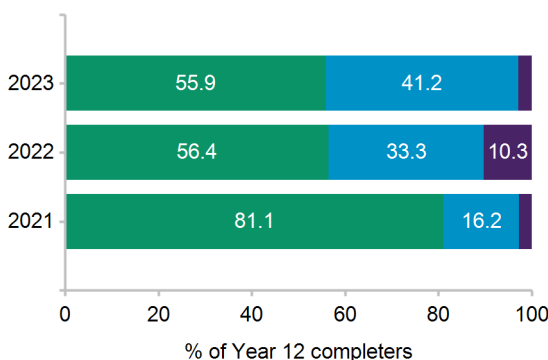
Of the 34 respondents, 55.9% continued in education and training. The most common study destination was bachelor degree.



A further 41.2% transitioned directly into paid employment only.

All Year 12 completers were assigned to a *main destination*. Respondents who were both studying and working are reported as being in education or training, including apprentices and trainees.

Engagement over time



- Education or training
- Employment only
- Not in education, employment or training

Main Destination in 2023

